

## RUD® VLBS (W/S)

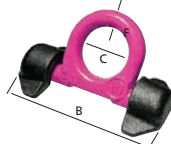
Load ring without spring  
Ready for welding



Type	WLL (kgs)	C	E (mm)	F	Weight (kgs/pc.)	Ref. No.
VLBS(W/S)-1.5	1500	38	40	13.5	0.35	799 3115
VLBS(W/S)-4	4000	51	52	16.5	0.80	799 3116
VLBS(W/S)-6.7	6700	67	73	22.5	1.90	799 3117
VLBS(W/S)-10	10000	67	71	26.5	2.90	799 3118
VLBS(W/S)-16	16000	100	105	26.0	6.80	799 3041

## RUD® VRBS

Eye plate. Ready for welding



Type	WLL (kgs)	B	C (mm)	F	Weight (kgs/pc.)	Ref. No.
VRBS-4	4000	135	48	16	0.80	799 2488
VRBS-6.7	6700	170	60	20	1.80	799 2489
VRBS-10	10000	195	65	22	2.80	799 2490
VRBS-16	16000	266	90	30	6.60	799 2491
VRBS-30	30000	375	130	42	19.0	60267
VRBS-50	50000	620	230	70	85.0	56834

## RUD® WPP-B

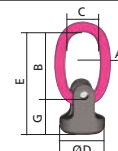
Weld-on eye connection (swivelling)



Type	WLL (kgs)	A	B	C (mm)	D	E	G	Weight (kgs/pc.)	Ref. No.
WPP-B-0.63t	630	9	65	35	40	105	40	0.35	798 9954
WPP-B-1.5t	1500	11	65	35	46	115	50	0.6	798 9955
WPP-B-2.5t	2500	13	74	40	61	135	61	1.0	798 9956
WPP-B-4t	4000	16	95	45	80	172	77	2.3	798 9957
WPP-B-5t	5000	21	130	60	95	223	93	4.7	798 9958
WPP-B-8t	8000	24	140	65	100	242	102	5.3	798 9959

## RUD® WPPH-B

Weld-on eye connection (non-swivelling)



Type	WLL (kgs)	A	B	C (mm)	D	E	G	Weight (kgs/pc.)	Ref. No.
WPPH-B-0.63t	630	9	65	35	34	99	34	0.3	798 9976
WPPH-B-1.5t	1500	11	65	35	40	109	44	0.5	798 9977
WPPH-B-2.5t	2500	13	74	40	53	127	53	0.9	798 9978
WPPH-B-4t	4000	16	95	45	68	163	67	2.2	798 9979
WPPH-B-5t	5000	21	130	60	83	209	79	4.5	798 9980
WPPH-B-8t	8000	24	140	65	88	228	88	5.1	798 9981

## RUD® VABH-W

Weld-on excavator hook



Type	WLL (kgs)	B	C (mm)	F	Weight (kgs/pc.)	Ref. No.
VABH-W 1.5t	1500	78	117	70	0.8	850 2195
VABH-W 2.5t	2500	101	148	85	1.8	850 2144
VABH-W 4t	4000	122	171	104	3.1	850 2222
VABH-W 6.7t	6700	156	208	120	5.9	850 2239

## RUD® LBS (S/S)

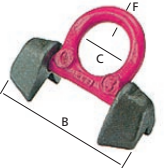
Stainless steel load ring  
Ready for welding



Type	WLL (kgs)	C	E (mm)	F	Weight (kgs/pc.)	Ref. No.
LBS(S/S)-1	500	36	39	13.5	0.30	51630
LBS(S/S)-3	1000	50	50	16.5	0.60	51740
LBS(S/S)-5	2000	65	72	22.5	1.60	53377

## RUD® VRBK

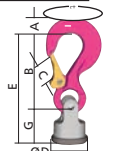
Eye plate for corners  
Ready for welding



Type	WLL (kgs)	B	C (mm)	F	Weight (kgs/pc.)	Ref. No.
VRBK-4	4000	135	48	16	0.90	799 2879
VRBK-6.7	6700	174	60	20	1.30	799 2880
VRBK-10	10000	208	65	22	4.30	799 2881

## RUD® WPP-S

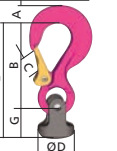
Weld-on universal connection (swivelling)



Type	WLL (kgs)	A	B	C (mm)	D	E	G	Weight (kgs/pc.)	Ref. No.
WPP-S-0.63t	630	13	75	18	40	115	40	0.4	799 0721
WPP-S-1.5t	1500	20	97	25	46	147	50	1.0	798 9944
WPP-S-2.5t	2500	28	126	30	61	187	61	1.5	798 9945
WPP-S-4t	4000	36	150	35	80	227	77	3.3	798 9946
WPP-S-5t	5000	37	174	40	95	267	93	7.1	798 9947
WPP-S-8t	8000	49	208	48	100	310	102	8.2	798 9948

## RUD® WPPH-S


Weld-on universal connection (non-swivelling)



Type	WLL (kgs)	A	B	C (mm)	D	E	G	Weight (kgs/pc.)	Ref. No.
WPPH-S-0.63t	630	13	75	18	34	109	34	0.35	799 0722
WPPH-S-1.5t	1500	20	97	25	141	44	44	0.95	798 9966
WPPH-S-2.5t	2500	28	126	30	53	179	53	1.4	798 9967
WPPH-S-4t	4000	36	150	35	68	217	67	3.2	798 9968
WPPH-S-5t	5000	37	174	40	83	253	79	6.9	798 9969
WPPH-S-8t	8000	49	208	48	88	296	88	8.0	798 9970

## RUD® VCGH-S

High capacity weld-on  
excavator hook



Type	WLL (kgs) up to 45°	B	D (mm)	G	Weight (kgs/pc.)	Ref. No.
VCGH-S 16	10000	141	220	100	5.0	798 4047
VCGH-S 20	16000	187	288	120	8.4	798 4310
VCGH-S 22	20000	195	292	120	14.5	798 4312